





MC54-8000




3 LINES SPECIAL





MC54-30x3



MC54-150x3



	MC54-30	MC54-150	MC54-1000	MC54-2000	MC54-4000	MC54-8000
Max spring length before setting Massima lunghezza molle (prima dell'assemblamento) Longitud máxima resorte (antes del asentamiento)	25 mm	Max 90 mm recommended	Max 90 mm recommended	350 mm	390 mm	540 mm
Max spring OD Massimo diametro esterno molle Diámetro exterior máximo resorte	ø 12	ø 28	ø 64	ø 64	ø 64	ø 120
Feeding mode Tipo di caricamento consentito Tipo de carga permitida	Automatic	Manual / Automatic	Manual / Automatic	Manual / Automatic	Manual / Automatic	/
Number of indexing table stations Numero di stazioni tavola rotante Número de estaciones mesa giratoria	12	24	12	12	12	8
Max setting force Forza massima di assemblamento Fuerza máxima de asentamiento	300 N (67 lb)	1,5 kN (337 lb)	12 kN (2700 lb)	22 kN (5000 lb)	40 kN (9000 lb)	80 kN (18000 lb)
Minimum force for solid setting Forza minima per assemblamento a blocco Fuerza mínima para asentamiento por bloqueo	No solid setting	200 N* (45 lb)	1 kN (224 lb)	2 kN (449 lb)	2 kN (449 lb)	5 kN (1124 lb)
Max load capacity (main cell) Portata cella di carico principale Capacidad de la celda de carga principal	50 or 30 N (11 or 6.7 lb)	500, 300 or 150 N (112, 67 or 34 lb)	3 or 1,5 kN (674 or 337 lb)	7,5 kN (1686 lb)	7,5 kN (1686 lb)	40 kN (8992 lb)
Minimum recommended load Misura minima raccomandata Medida mínima recomendada	0,4 or 0,2 N (0,1 or 0,04 lb)	4, 2 or 1 N (1, 0,4 or 0,2 lb)	20 or 10 N (4 or 0,2 lb)	40 N (8 lb)	40 N (8 lb)	200 N (40 lb)
Capacity of the optional second load cell Portata cella di carico secondaria Capacidad de la celda de carga secundaria	/	50 N capacity 0,4 N Min rec.	500 N capacity 4 N Min rec.	/	/	/
Length resolution Risoluzione sulle misure di lunghezza Resolución en las medidas de longitud	0,005 mm	0,005 mm	0,005 mm	0,005 mm	0,005 mm	0,01 mm
Equipped with sorter Separatore	5-ways motorized	5-ways motorized	5-ways motorized	3-ways motorized	3-ways motorized	2-ways pneumatic
Real power consumption Consumo tipico	225 W at 6000 pcs/h	240 W at 4000 pcs/h	400 W at 2000 pcs/h	600 W at 2000 pcs/h	750 W at 2000 pcs/h	900 W at 800 pcs/h
Typical production speed Produttività tipica della macchina Productividad típica de la máquina	6000 pcs/h	4000 pcs/h	2000 pcs/h	2000 pcs/h	2000 pcs/h	800 pcs/h



*Available a shock absorber system to reduce the minimal solid setting load

*E' possibile installare un sistema opzionale che permette assemblamenti a blocco fino a 20 N

*Es posible instalar un sistema opcional que permite asentamientos por bloqueo hasta 20 N